

# RDDF SERIES LED Retrofit Trims

## RDDF4-MCT5

BAFFLE PC DOB RECESS TRIM

**MCT5** Multi Color Temperature (Selectable)

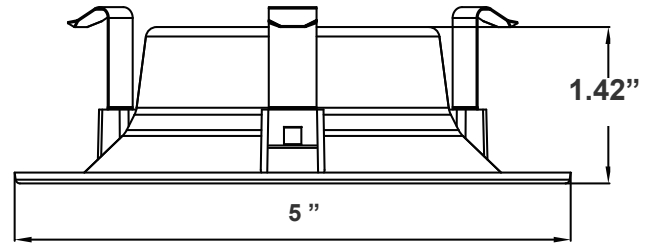


Customer Name: \_\_\_\_\_

Project Name: \_\_\_\_\_

Note: \_\_\_\_\_

Type: \_\_\_\_\_



5"(W) x 1.42"(H)

The Baffle PC DOB Recess Trim epitomizes modern lighting innovation. Crafted with durable polycarbonate material, it integrates the driver onto the LED board (DOB), offering a sleek, compact design. Its baffle design minimizes glare, ensuring comfortable illumination in various settings. Ideal for commercial and residential spaces, this trim meets industry standards while providing a sophisticated, unobtrusive lighting solution.

## Features

- 4" Baffle Recessed Trim
- Multi CCT (Selectable Switch on the Back of the driver )
- 5-Year Warranty
- Composite Polycarbonate

## Technical Specifications

### Electrical:

- Voltage: 120V AC
- Power Factor: >0.90
- Wattage: 6.5W
- Efficacy: 100 LPW

### Mechanical:

- Composite Polycarbonate, White Finish
- Maximum Ambient Temperature: 104°F
- 8" E26 Adaptor Included
- Fits in Standard 4" Recessed Housings
- Rated life: 50,000 hrs
- 5-Year Warranty

### Lighting:

- Dimming: TRIAC Dimming (Using Standard TRIAC LED Dimmers)
- Total Lumens: 650LM
- Color Temperatures: 2700K/3000K/ 500K/4000K/5000K
- Multi CCT (Selectable Switch on the Back of the driver)
- Color Rendering Index: CRI ≥ 90

### Applications:

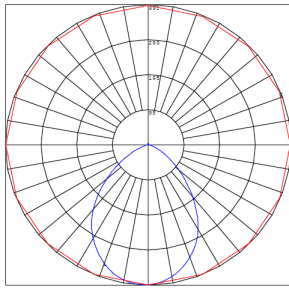
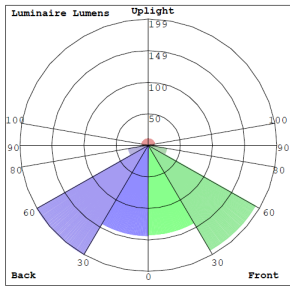
- LED retrofit trim have been designed to be a flexible lighting solution for retrofit and new construction applications, Ideal for closets, storage areas, attics, corridors, or general lighting solutions for residential and commercial applications

### Other Models:

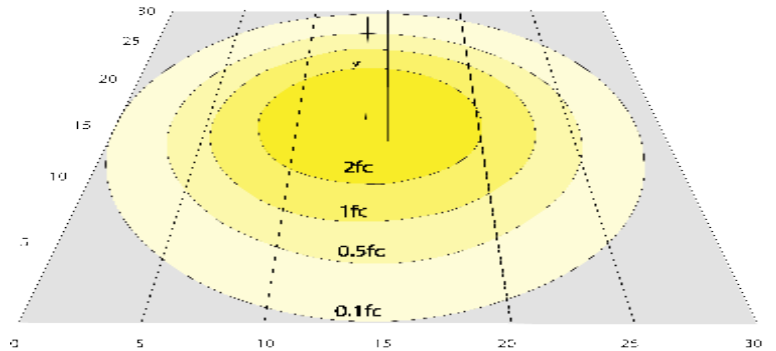
- 10W | 1000LM | RDDF6-MCT5



## Photometrics: RDDF4-MCT5



BUG Rating: B1-U2-G0



Simulation Based on 2700K Area 30'x 30' Mounting Height: 9'

## Other Views:



Side View



Back View

## Performance Table: RDDF4-MCT5

MODEL NO.	Wattage	Voltage	Lumens	Color Temp.	BUG Rating	LPW
RDDF4-MCT5	6.5W	120V	650LM	2700K/ 3000K/ 3500K/ 4000K/ 5000K	B1-U2-G0	100

## Compatible Dimmer List:

MODEL NO.	BRAND	MODEL NO.	BRAND	MODEL NO.	BRAND
CTCL-153PDH-WH	LUTRON	DW6HD-1BZ	LEVITON	RHCL453PW	LEGRAND
DVCL-153P-WH	LUTRON	LIGH ALMOND NO.6672 600W	LEVITON		
DVCL-153PR-WH	LUTRON	WHITE NO.IPL06 600W	LEVITON		
MACL-153M-WH	LUTRON	WHITE NO.6674 600W	LEVITON		
MACL-153MH-WH	LUTRON				

## Sample Ordering

Model Color Temp.

RDDF4 - MCT5

## Factory-Installed Option:

Blank = No Option For Accessories  
OPT-EM-DL1EXT = EXTERNAL BATTERY BACKUP

## FACTORY-INSTALLED OPTION:



OPT-EM-DL1EXT  
EXTERNAL BATTERY BACKUP

